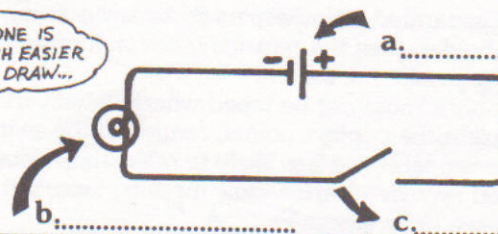

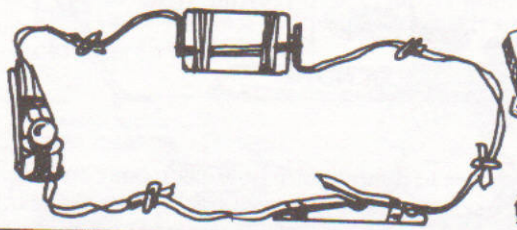


CIRCUIT SYMBOLS

1 Both drawings show the same circuit. Name each circuit symbol.

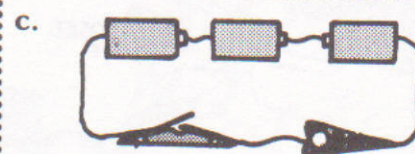
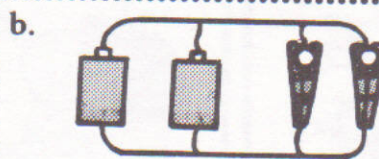
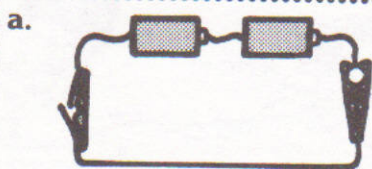


2 Fill in each letter with the correct symbol.

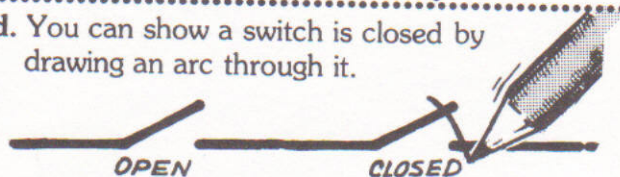
A PUZZLE!

		OPPOSITION 		PARALLEL 		SERIES 	
a.		OPPOSITION 	c.	PARALLEL 	e.	SERIES 	g.
SERIES 		PARALLEL 		PARALLEL 		PARALLEL 	
SERIES 	b.	PARALLEL 	d.	PARALLEL 	f.	PARALLEL 	h.

3 Redraw each circuit using the symbols you have just learned.

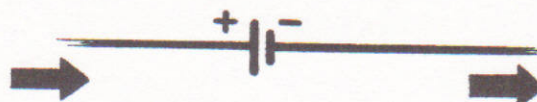


d. You can show a switch is closed by drawing an arc through it.



"Close" the switch in each circuit you have just drawn.

e. Electrons always flow from negative to positive.



Use arrows to show how electrons move through each circuit you have just drawn.